

Mechanical actuator for Normally Closed (N.C.) Miniature solenoid valve

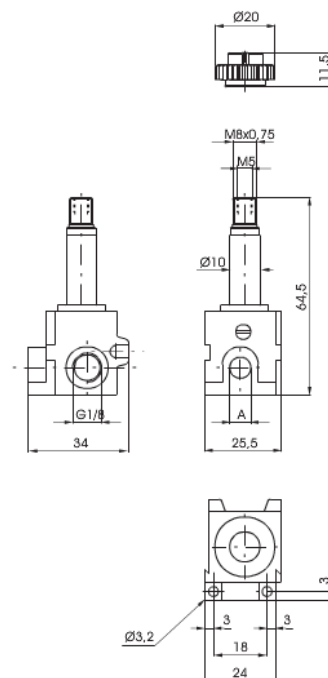
Normally Closed (N.C.)

Ordering code

305.M1 A = G 1/8"
355.M1 A = M 5
345.M1 A = Push in
fitting for
4 mm tube

305.M1/9 A = G 1/8"
355.M1/9 A = M 5
345.M1/9 A = Push in
fitting for
4 mm tube

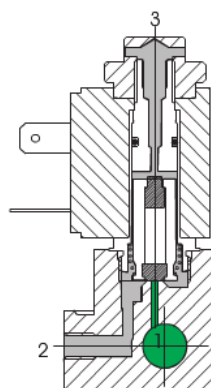
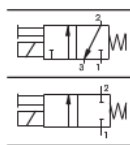
2 W
24 DC



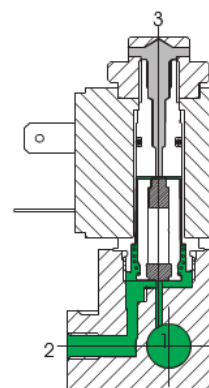
Weight gr. 95

Functional schematic

Normally Closed (N.C.) 3/2 or 2/2



AT REST



ACTUATED

1 = INLET PORT
2 = OUTLET PORT
3 = EXHAUST PORT
(Plugged if 2/2)

Technical characteristics

□

Pneumatic	Working pressure	0 - 10 bar
	Orifice size	2,0 mm
	Maximum fluid temperature	50°C
	Maximum ambient temperature	50°C
	Maximum flow rate at 6 bar with $\Delta p = 1$	90 NI/min
	Cycles/minute	700
	Fluids	Air-Vacuum-Inert gases
	Lubrication	Non needed
	Life	40 to 50 million cycles
Electrical	Power consumption inrush - D.C	-
	Power consumption inrush - A.C	9 VA
	Power consumption holding - D.C	5 W (2 W)
	Power consumption holding - A.C	6 VA
	Operating voltage tolerance	$\pm 10\%$
	Response time opening	8 ms
	Response time closing	6 ms
	Insulation of the copper wire	H
	Insulation of the coil	F
	Connector protection	IP 65
	Cable protection	DIN 43650 INDUSTRIAL FORM

The response times were determined using standard procedure ISO 12238.

Maintenance and replacement parts

Maintenance practices for these valves are similar to those already detailed for other products - replacement of the plunger or poppet is not advisable since the new replacement would not provide the best fit with the rest of the already used valve.

Special care should be taken that no dirt is accumulated between the working surface of fixed core and the plunger which would result in vibrations and overheating of the solenoid. In the case of microsolenoid it must be assured that the alternate current coil is not charged when the mechanical part is not mounted to avoid destruction of the coil.

The electrical connections have to be perfect, especially where low currents are used (12-24 V). Oxidation of contacts between the connector and the coil can lead to intermittent malfunctions which are difficult to trace. Oxidation of contacts due to humidity or corrosive atmosphere are one of the most common causes of false alarms. Clean the contacts with appropriate spray.